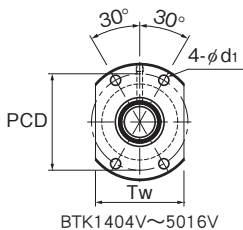
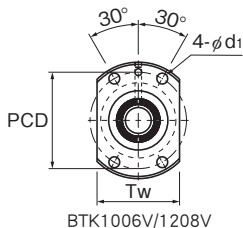


BTK-V型(轧制滚珠丝杠) 无预压型

DN值

10000



| 公称型号 | 丝杠轴 外径 d | 导程 Ph | 钢球 中心直径 dp | 沟槽直径 dc | 负荷 圈数 列×圈 | 基本额定载荷 | | 刚性 K N/μm | 外径 D | 法兰直径 D ₁ | 全长 L ₁ | H |
|---------------|----------------|----------|------------------|------------|-----------------|----------------------|-----------------------|-----------------|---------|------------------------|----------------------|----|
| | | | | | | C _a kN | C _{0a} kN | | | | | |
| BTK 1006V-2.6 | 10 | 6 | 10.5 | 7.8 | 1×2.65 | 2.8 | 4.9 | 88 | 26 | 42 | 36 | 8 |
| BTK 1208V-2.6 | 12 | 8 | 12.65 | 9.7 | 1×2.65 | 3.8 | 6.8 | 108 | 29 | 45 | 44 | 8 |
| BTK 1404V-3.6 | 14 | 4 | 14.4 | 11.5 | 1×3.65 | 5.5 | 11.5 | 150 | 31 | 50 | 40 | 10 |
| BTK 1405V-2.6 | 14 | 5 | 14.5 | 11.2 | 1×2.65 | 5 | 11.4 | 116 | 32 | 50 | 40 | 10 |
| BTK 1605V-2.6 | 16 | 5 | 16.75 | 13.5 | 1×2.65 | 5.4 | 13.3 | 130 | 34 | 54 | 40 | 10 |
| BTK 1808V-3.6 | 18 | 8 | 19.3 | 14.4 | 1×3.65 | 13.1 | 31 | 210 | 50 | 80 | 61 | 12 |
| BTK 2005V-2.6 | 20 | 5 | 20.5 | 17.2 | 1×2.65 | 6 | 16.5 | 150 | 40 | 60 | 40 | 10 |
| BTK 2010V-2.6 | 20 | 10 | 21.25 | 16.4 | 1×2.65 | 10.6 | 25.1 | 160 | 52 | 82 | 61 | 12 |
| BTK 2505V-2.6 | 25 | 5 | 25.5 | 22.2 | 1×2.65 | 6.7 | 20.8 | 180 | 43 | 67 | 40 | 10 |
| BTK 2510V-5.3 | 25 | 10 | 26.8 | 20.2 | 2×2.65 | 31.2 | 83.7 | 400 | 60 | 96 | 98 | 15 |
| BTK 2806V-2.6 | 28 | 6 | 28.5 | 25.2 | 1×2.65 | 7 | 23.4 | 200 | 50 | 80 | 47 | 12 |
| BTK 2806V-5.3 | 28 | 6 | 28.5 | 25.2 | 2×2.65 | 12.8 | 46.8 | 390 | 50 | 80 | 65 | 12 |
| BTK 3210V-2.6 | 32 | 10 | 33.75 | 27.2 | 1×2.65 | 19.8 | 53.8 | 250 | 67 | 103 | 68 | 15 |
| BTK 3210V-5.3 | 32 | 10 | 33.75 | 27.2 | 2×2.65 | 36 | 107.5 | 490 | 67 | 103 | 98 | 15 |
| BTK 3610V-2.6 | 36 | 10 | 37 | 30.5 | 1×2.65 | 20.8 | 59.8 | 270 | 70 | 110 | 70 | 17 |
| BTK 3610V-5.3 | 36 | 10 | 37 | 30.5 | 2×2.65 | 37.8 | 118.7 | 530 | 70 | 110 | 100 | 17 |
| BTK 4010V-5.3 | 40 | 10 | 41.75 | 35.2 | 2×2.65 | 40.3 | 134.9 | 590 | 76 | 116 | 100 | 17 |
| BTK 4512V-5.3 | 45 | 12 | 46.5 | 39.2 | 2×2.65 | 49.5 | 169 | 650 | 82 | 128 | 118 | 20 |
| BTK 5016V-5.3 | 50 | 16 | 52.7 | 42.9 | 2×2.65 | 93.8 | 315.2 | 930 | 102 | 162 | 145 | 25 |

公称型号的构成例

BTK1405V-2.6 ZZ +500L C7 T H1K

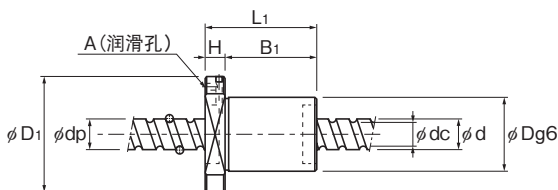
公称型号

防尘附件
标记(※1)丝杠轴总长度
(单位mm)

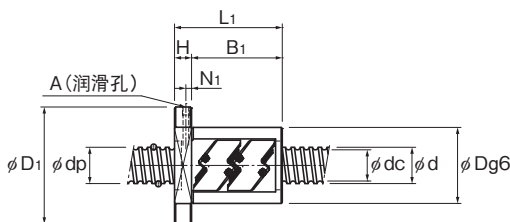
滚珠轴的标记

精度标记(※2) 轴端推荐形状标记

(※1)参照▣15-370。(※2)参照▣15-12。



BTK1006V/1208V



BTK1404V~5016V

单位: mm

| 螺母尺寸 | | | | | 润滑孔 | | 轴向 间隙 | 标准轴长度 | 丝杠轴的 惯性力矩 kg·m ² /mm | 螺母 质量 kg | 轴 质量 kg/m | 最大容许 转速 min ⁻¹ |
|----------------|-----|----------------|----------------|----------------|------------------|------|-----------------------------------|-----------------------|---------------------------------------|----------------|-----------------|---------------------------------|
| B ₁ | PCD | d ₁ | T _w | N ₁ | A | | | | | | | |
| 28 | 34 | 4.5 | 29 | — | 3 | 0.05 | 200,300,500,1000 | 7.71×10^{-9} | 0.12 | 0.48 | 5000 | |
| 36 | 37 | 4.5 | 32 | — | 3 | 0.05 | 200,300,500,1000 | 1.60×10^{-8} | 0.18 | 0.72 | 5000 | |
| 30 | 40 | 4.5 | 37 | 5 | M6 | 0.1 | 500,1000 | 2.96×10^{-8} | 0.23 | 1 | 5000 | |
| 30 | 40 | 4.5 | 38 | 5 | M6 | 0.1 | 500,1000 | 2.96×10^{-8} | 0.22 | 0.99 | 5000 | |
| 30 | 44 | 4.5 | 40 | 5 | M6 | 0.1 | 500,1000,1500 | 5.05×10^{-8} | 0.24 | 1.34 | 5000 | |
| 49 | 65 | 6.6 | 60 | 5 | M6 | 0.1 | 500,1000,1500 | 8.09×10^{-8} | 0.84 | 1.71 | 5000 | |
| 30 | 50 | 4.5 | 46 | 5 | M6 | 0.1 | 500,1000,1500,2000 | 1.23×10^{-7} | 0.32 | 2.15 | 4870 | |
| 49 | 67 | 6.6 | 64 | 5 | M6 | 0.1 | 500,1000,1500,2000 | 1.23×10^{-7} | 0.93 | 2.16 | 4700 | |
| 30 | 55 | 5.5 | 50 | 5 | M6 | 0.1 | 500,1000,1500,2000 | 3.01×10^{-7} | 0.34 | 3.45 | 3920 | |
| 83 | 78 | 9 | 72 | 5 | M6 | 0.1 | 500,1000,1500,2000 | 3.01×10^{-7} | 1.83 | 3.26 | 3730 | |
| 35 | 65 | 6.6 | 60 | 6 | M6 | 0.1 | 500,1000,2000,2500 | 4.74×10^{-7} | 0.59 | 4.44 | 3500 | |
| 53 | 65 | 6.6 | 60 | 6 | M6 | 0.1 | 500,1000,2000,2500 | 4.74×10^{-7} | 0.75 | 4.44 | 3500 | |
| 53 | 85 | 9 | 78 | 5 | M6 | 0.14 | 500,1000,1500,2000,2500,3000 | 8.08×10^{-7} | 1.56 | 5.49 | 2960 | |
| 83 | 85 | 9 | 78 | 5 | M6 | 0.14 | 500,1000,1500,2000,2500,3000 | 8.08×10^{-7} | 2.1 | 5.49 | 2960 | |
| 53 | 90 | 11 | 82 | 7 | M6 | 0.17 | 500,1000,2000,2500,3000 | 1.29×10^{-6} | 1.78 | 6.91 | 2700 | |
| 83 | 90 | 11 | 82 | 7 | M6 | 0.17 | 500,1000,2000,2500,3000 | 1.29×10^{-6} | 2.35 | 6.91 | 2700 | |
| 83 | 96 | 11 | 88 | 7 | M6 | 0.17 | 1000,1500,2000,2500,3000,3500 | 1.97×10^{-6} | 2.6 | 8.81 | 2390 | |
| 98 | 104 | 14 | 94 | 8 | M6 | 0.17 | 1000,1500,2000,3000,3500,4000 | 3.16×10^{-6} | 3.48 | 11.08 | 2150 | |
| 120 | 132 | 18 | 104 | 12.5 | Rc1/8 (PT1/8) | 0.2 | 1000,1500,2000,3000, 3500,4000 | 4.82×10^{-6} | 6.52 | 13.66 | 1890 | |

注)安装OZ自润滑器时,螺母全长尺寸会增加。详细内容请参照A15-380。