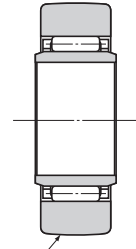
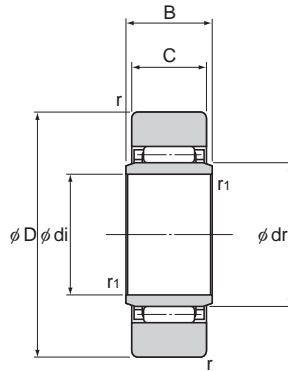


Model NAST (Separable Type)

Optional specifications		Symbol
Material	Carbon steel	No Symbol
	Stainless steel	M
Roller guide	With cage	No Symbol
Seal	Without seal	No Symbol
Outer ring shape	Cylindrical outer ring	No Symbol
	Spherical outer ring	R



Model NAST

Model NAST-R

Unit: mm

Model No.	Main dimensions								Basic load rating		Track load capacity		Rotational speed limit* min ⁻¹	Mass g
	Inner diameter di	Inscribed bore diameter dr	Outer diameter D	B	C	r _{min}	r _{1min}	C	C ₀	Cylindrical outer ring kN	Spherical outer ring kN			
NAST 6	6	10	19	10	9.8	0.3	0.3	4.12	4.55	3.53	1.37	20000	17.8	
NAST 8	8	12	24	10	9.8	0.6	0.3	5.68	5.89	4.02	1.86	17000	28	
NAST 10	10	14	30	12	11.8	1	0.3	9.7	9.67	5.59	2.45	15000	50	
NAST 12	12	16	32	12	11.8	1	0.3	10.4	10.9	5.98	2.74	13000	58	
NAST 15	15	20	35	12	11.8	1	0.3	12.3	14.3	6.57	3.14	10000	62	
NAST 17	17	22	40	16	15.8	1	0.3	17.4	20.9	10.9	3.72	9500	110	
NAST 20	20	25	47	16	15.8	1	0.3	19.2	24.5	12.7	4.61	8500	155	
NAST 25	25	30	52	16	15.8	1	0.3	20.7	28.4	14.1	5.29	7000	180	
NAST 30	30	38	62	20	19.8	1	0.6	30.3	45.4	22.1	6.66	5500	320	
NAST 35	35	42	72	20	19.8	1	0.6	32.2	50.6	25.7	8.13	5000	440	
NAST 40	40	50	80	20	19.8	1.5	1	35.7	61.6	26.9	9.31	4000	530	
○ NAST 45	45	55	85	20	19.8	1.5	1	37.1	66.4	28.5	10.1	4000	580	
NAST 50	50	60	90	20	19.8	1.5	1	38.7	71.8	30.2	11	3500	635	

Note1) ○: Model NAST45 is available only in carbon steel.

Note2) The rotation speed limit value in the table (*) applies to models using grease lubrication. With those models using oil lubrication, up to 130% of this value is permitted.

For information on accuracy standards, please refer to **A20-9**.

Model number coding

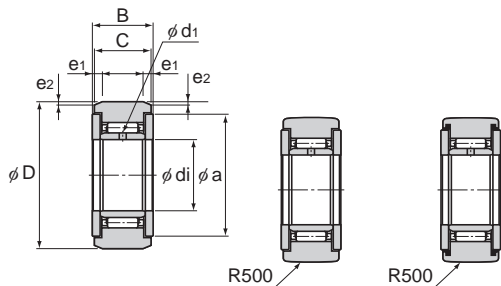
NAST 25 M R

No Symbol : Cylindrical outer ring
R : Spherical outer ring

No symbol: Carbon steel
M : Stainless steel

Model NAST-ZZ (Separable Type, with Side Plates)

Optional specifications		Symbol
Material	Carbon steel	No Symbol
	Stainless steel	M
Roller guide	With cage	No Symbol
Seal	Without seal	No Symbol
	With seal	UU
Outer ring shape	Cylindrical outer ring	No Symbol
	Spherical outer ring	R



Model NAST-ZZ

Model NAST-ZZR

Model NAST-ZZUUR

Unit: mm

Model No.	Main dimensions								Basic load rating		Track load capacity		Rotational speed limit* min ⁻¹	Mass g
	Inner diameter di	Outer diameter D	B	C	a	e ₁	e ₂	Oil hole d ₁	C kN	C ₀ kN	Cylindrical outer ring kN	Spherical outer ring kN		
NAST 6ZZ	6	19	14	13.8	14	2.5	0.8	1.5	4.12	4.55	3.53	1.37	20000	24.5
NAST 8ZZ	8	24	14	13.8	17.5	2.5	0.8	1.5	5.68	5.89	4.51	1.86	17000	39
NAST 10ZZ	10	30	16	15.8	23.5	2.5	0.8	2.0	9.7	9.67	6.86	2.45	15000	65
NAST 12ZZ	12	32	16	15.8	25.5	2.5	0.8	2.0	10.4	10.9	7.35	2.74	13000	75
NAST 15ZZ	15	35	16	15.8	29	2.5	0.8	2.0	12.3	14.3	8.04	3.14	10000	83
NAST 17ZZ	17	40	20	19.8	32.5	3	1	2.0	17.4	20.9	11.8	3.72	9500	135
NAST 20ZZ	20	47	20	19.8	38	3	1	2.5	19.2	24.5	13.8	4.61	8500	195
NAST 25ZZ	25	52	20	19.8	43	3	1	2.5	20.7	28.4	15.3	5.29	7000	225
NAST 30ZZ	30	62	25	24.8	50.5	4	1.2	3.0	30.3	45.4	22.1	6.66	5500	400
NAST 35ZZ	35	72	25	24.8	53.5	4	1.2	3.0	32.2	50.6	25.7	8.13	5000	550
NAST 40ZZ	40	80	26	25.8	61.5	4	1.2	3.0	35.7	61.6	30.3	9.31	4000	710
○ NAST 45ZZ	45	85	26	25.8	66.5	4	1.2	3.0	37.1	66.4	31.1	10.1	4000	760
NAST 50ZZ	50	90	26	25.8	76	4	1.2	3.0	38.7	71.8	34	11	3500	830

Note1) ○: Model NAST45ZZ is available only in carbon steel.

Note2) The rotation speed limit value in the table (*) applies to models that have no seal and use grease lubrication. With those models using oil lubrication, up to 130% of this value is permitted. With those attached with seals, up to 70% of this value is permitted.

For information on accuracy standards, please refer to **A20-9**.

Model number coding

NAST 25 M ZZ UU R

No symbol: Carbon steel
M : Stainless steel

No Symbol : Cylindrical outer ring
R : Spherical outer ring

No symbol: Without seal
UU : With seal