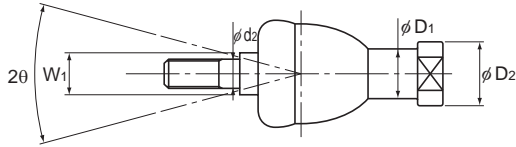


Model RBI



Model No.	Outer dimensions		Threaded S ₁ JIS Class 2	Holder dimensions						Shaft diameter
	Length L	Diameter D		L ₁	L ₂	ℓ	D ₁	D ₂	W 0 -0.3	d ₂ h9
RBI 5D	46	17	M5×0.8	24	4	12	9	11	9	5
RBI 6D	55.2	20	M6×1	28	5	15	10	13	11	6
RBI 8D	65	24	M8×1.25	32	5	16	12.5	16	14	8
RBI 10D	74.5	28	M10×1.25	35	6.5	18	15	19	17	10
RBI 10BD	80.5	28	M10×1.5	35	6.5	18	15	19	17	10
RBI 12D	84	32	M12×1.25	40	6.5	20	17.5	22	19	12
RBI 12BD	91	32	M12×1.75	40	6.5	20	17.5	22	19	12
RBI 14D	103	36	M14×1.5	45	8	25	20	25	22	14
RBI 14BD	109	36	M14×2	45	8	25	20	25	22	14
RBI 16D	112	40	M16×1.5	50	8	27	22	27	22	16
RBI 16BD	118	40	M16×2	50	8	27	22	27	22	16

[Material]

Holder : High strength zinc alloy (see **A22-6**)
 Ball shank : Bearing steel ball Hardness: 650 HV or higher
 Shank S35C
 Chromate treatment
 Boot : NBR special synthetic rubber

[Spherical Clearance]

Radial direction : 0.03mm or less
 Axial direction : 0.1mm or less

[Tolerance of the Mating Hole of the Ball Shank]

H10 is recommended.

Model number coding

RBI10 D L

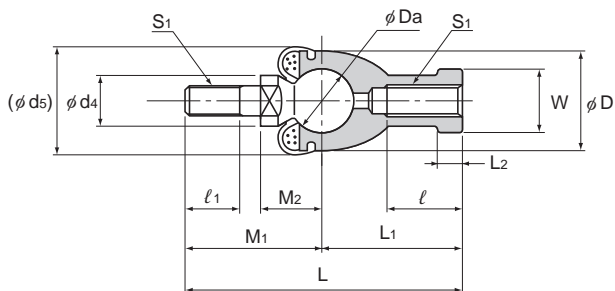
Model number

With boot attached

Screw symbol

Screw symbol	No symbol	L
Holder unit set screw	Right-hand	Left-hand
Ball shank	Right-hand	

Note) No model is available without boot.



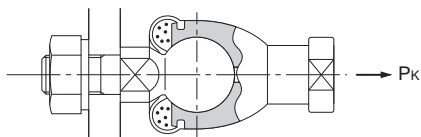
Unit: mm

Ball shank dimensions					Boot d_5	Ball diameter Da	Permissible tilt angles $2\theta^\circ$	Applied static load		Yield-point strength P_k N	Mass g
M_1	M_2 ± 0.3	ℓ_1	W_1 0 -0.3	d_4				Tensile C_s N	Compressive C_s N		
22	11	8	7	9	20	11.112	25	5690	11400	2840	25
27.2	12.2	11	8	10	20	12.7	25	7450	14900	3730	40
33	16	12	10	12	24	15.875	25	11700	23200	5880	75
39.5	19.5	15	11	14	30	19.05	25	16800	33500	8430	120
45.5	19.5	21	11	14	30	19.05	25	16800	33500	8430	123
44	21	17	17	19	32	22.225	25	22800	45600	11400	185
51	21	24	17	19	32	22.225	25	22800	45600	11400	190
58	23.5	22	17	19	38	25.4	17	29800	59600	14900	275
64	23.5	28	17	19	38	25.4	17	29800	59600	14900	280
62	25.5	23	19	22	44	25.4	17	29800	59600	14900	360
68	25.5	29	19	22	44	25.4	17	29800	59600	14900	370

[Yield-Point Strength]

It indicates the strength in the direction shown in the figure below.

Axial direction
→

**[Lubrication]**

Lithium soap group grease No. 2 is contained in the boot.

[Identification of Left-hand Thread]

If the female threading is left-hand, symbol "L" is added.
The actual product is marked with symbol "L" on the holder.